



# **Using Data to Inform Postsecondary Planning**

**Kimberly Merrill, University City High School  
Joyce Nguyen Hernandez, Kansas City Public Schools**



# Objective

*College readiness and postsecondary planning are critical not only for students but play a significant role in assessing school and district performance. In this workshop, we'll explore how to use data to develop a comprehensive college readiness strategy that identifies barriers, addresses curriculum needs, and engages a school-wide team to improve outcomes for students.*

# Who Am I?

---

- ❑ Mother/Daughter/Sister/Friend
- ❑ Comprehensive School Counselor for 16 years
  - ❑ Early College/Dual Credit Counselor
- ❑ AP Coordinator
- ❑ MSIP6 High School Coordinator

## School Demographics?

---

- ❑ 100% Free & Reduced Lunch
- ❑ Black: 80.9%, White: 7.7%, Hispanic: 5.9%, Multi-Racial: 4.8%, Asian: 0.5% and American Indian: 0.1% (2,300+ students)



# Who Am I?

---

- ❑ Classroom instructor for 20 years
- ❑ Dual credit, AP, and IB English
- ❑ Equity, Inclusion, and Innovation Department for 4 years
- ❑ KCPS CCR Taskforce
- ❑ NCAN Fellow/MOCAN Roundtable Member

## District Demographics?

---

- ❑ 100% Free & Reduced Lunch
- ❑ Black: 51.4%, White: 10.4%, Hispanic: 29.8%, Multi-Racial: 1.6%, Asian: 4.2% and American Indian: 0.3% (13,000+ students)



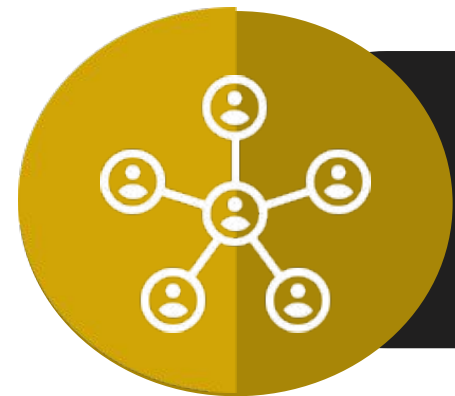
# Counselor Perspective: Engaging Your Full School Community in College and Career Readiness



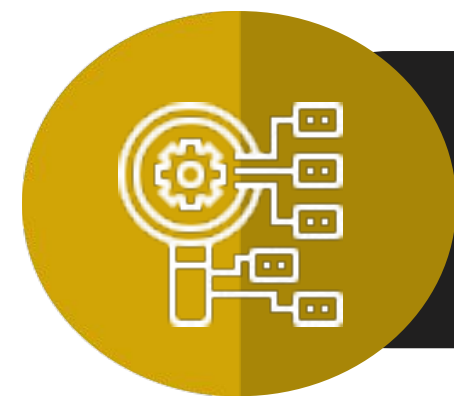
Counselors and  
Administrators



Student & Parents  
Needs



District and School Wide  
Initiatives

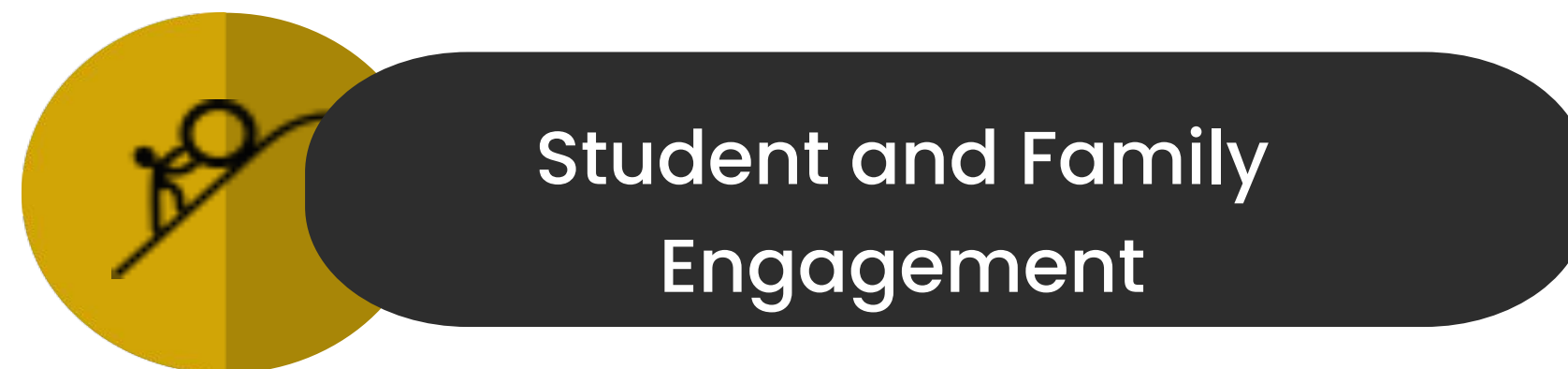
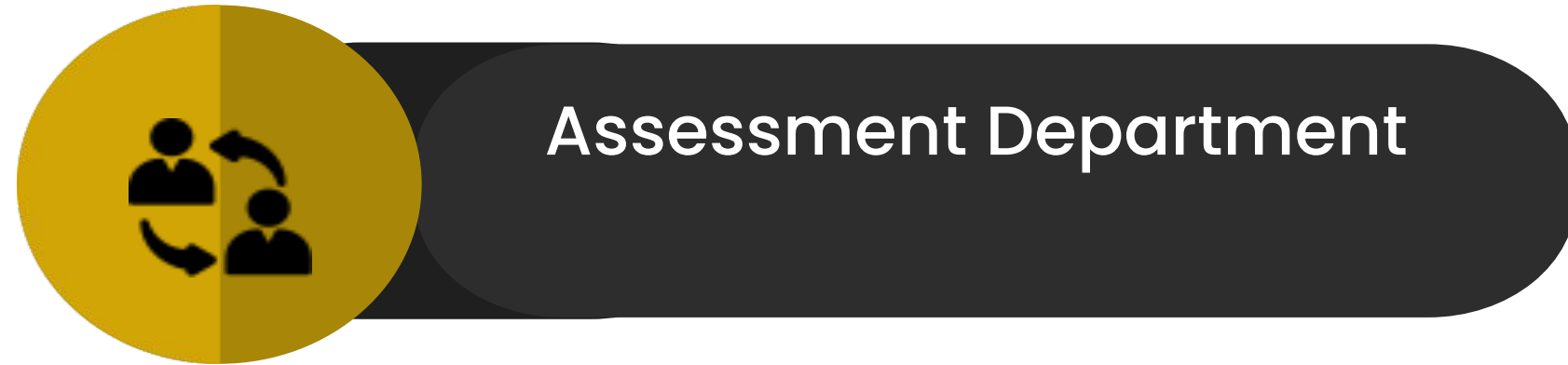


Data



Removing Barriers and  
Challenges

# Administrator: Engaging Your Full School Community in College and Career Readiness



# Leading with Intentionality

## ➤ Counselors


- Individualized planning; at least annual review of plans
- Counselors know and understand the data and use it to drive master schedule, inform postsecondary plans
- Help students understand their data to inform decisions on COVID academic corrections, select courses, identify best fit

## ➤ Administrators

- Admin supporting the role of the school counselor
- Engage instructional coaches



# Leading with Intentionality



## Administrators

- Increase CCR scores and ensure accreditation
- Coordinate testing and staff
- Share data for ICAP
- Collaborate with internal and external partners
- Streamline and enhance processes



## Equity Pillars

- High Expectations and Outcomes
- Increase Access and Reduce Barriers
- Representation
- Meaningful Participation and Agency





# MSIP 6 Breakdown: College & Career Readiness Assessment

## College and Career Readiness Assessment Scores Matrix

Assessment	Measure Description	0	0.25	0.75	1	1.25
ACT®	Superscore	No record of participation	≤ 17	18 – 21	22 – 25	26 – 36
SAT®*	New SAT® scores as of March 2016 (prior SAT® scores)	No record of participation	≤ 939 (≤ 869)	940 – 1090 (870 – 980)	1100 – 1230 (990 – 980)	1240 – 1600 (1190 – 1600)
ASVAB	Armed Forces Qualification Test Score	No record of participation	≤ 29	30 – 62	63 – 87	88 – 99
ACCUPLACER®	<b>Next Generation scores &amp; (Classic scores)</b> Reading and Math (QAS, AAF)	No record of participation	<b>&lt;250 Reading &lt;230 Math (QAS, AAF)*** Next Generation OR (≤85 Reading &lt;116 Algebra Classic)</b>	Reading ≥ 250 OR Math ≥ 230  (Reading > 85 OR Algebra ≥ 116 Classic)	Reading ≥ 250 AND Math ≥ 230  (Reading > 85 AND Algebra ≥ 116 Classic)	N/A
ACT WorkKeys®**	Versions 2.0 and (1.0) Workplace Documents (Reading for Information), Applied Math, and Graphic Literacy (Locating Information)	No record of participation	3 or below	4	5	6 or 7



# Students & Parents Needs

- Individualized Career Academic Plan
  - Progress Monitoring
  - Data Notebooks
  - Merit based scholarships
- ACT & other test prep resources
- Parent Informational Workshops and Resources
- Student School Day Workshops/Sessions “All Things College and Career”

# District & School Wide Initiatives

**Individualized  
Student Planning**



**High School  
Leadership Team**



**District Continuous  
Improvement Team**



**Counselors PLC's**



**Post-Secondary  
Leadership Team**



# District & School Wide Initiatives

**Accommodations -  
ELL, IEP, and 504**



**Fall Senior  
District Tests**



**Spring Junior  
District Tests**



**Reading and Math  
Interventionists  
and Tutoring**



**Data Notebooks**



# Equity = Data Driven Counselor Perspective

**01**

Counselor Clear Roles & Responsibilities

**02**

Building Relationships with Students

**03**

Social-Emotional Context

**04**

School Day Postsecondary Assessments

**05**

Assessment Accommodations

- IEP, 504 and ELL

**06**

Communication

"It is easier to BUILD strong children than  
to repair broken men."

Frederick Douglass



Dr. Michael Peoples  
Principal, UCHS

# Equity = Data Driven Administrator Perspective



**01**

Funding

**02**

Formulas

**03**

Monitoring

**04**

Targeted Strategies: Fee  
Waivers, Transportation

**05**

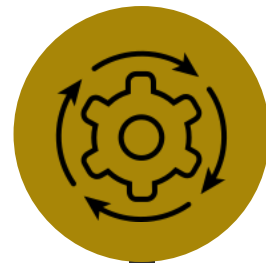
Curriculum & Instruction

**06**

Communication




# Data Sources



## School Wide Assessments

- ❖ ACT, SAT & PSAT
- ❖ WORKKEYS
- ❖ ASVAB
- ❖ ACCUPLACER
- ❖ SRI
- ❖ GALILEO



## FAFSA Completion

- ❖ MDHEWD and Student Reported
- ❖ US Department of Education Report



## MSIP6

- ❖ College and Career Readiness Assessments
- ❖ Advanced Credit
- ❖ Graduation Rate
- ❖ Career and Technical Education Placement/Follow-up



## Post Secondary

- ❖ College & Career Acceptance
- ❖ Scholarships
- ❖ National Student Clearinghouse

**Count of Students Enrolled in College the First Year After High School Who Returned for a Second Year (Freshman to Sophomore Persistence)**

Effective Date = November 20, 2023



National Student Clearinghouse®

Class
Total in the Class
Enrolled Anywhere 1st Year
Enrolled Anywhere 2nd Year
In Public 1st Year
Enrolled Anywhere 2nd Year
In Private 1st Year
Enrolled Anywhere 2nd Year
In 4-Year 1st Year
Enrolled Anywhere 2nd Year
In 2-Year 1st Year
Enrolled Anywhere 2nd Year
In-State 1st Year
Enrolled Anywhere 2nd Year
Out-of-State 1st Year
Enrolled Anywhere 2nd Year

**Most Common Institutions of Enrollment in the Fall Immediately following High School Graduation for All Classes by Number of Students**

Name	Rank	State	Level	Type
METROPOLITAN COMMUNITY COLLEGE	1	MO	2-year	Public
UNIVERSITY OF MISSOURI-KANSAS CITY	2	MO	4-year	Public
UNIVERSITY OF MISSOURI-COLUMBIA	3	MO	4-year	Public
UNIVERSITY OF CENTRAL MISSOURI	4	MO	4-year	Public
LINCOLN UNIVERSITY	5	MO	4-year	Public
AVILA UNIVERSITY	6	MO	4-year	Private
UNIVERSITY OF KANSAS	7	KS	4-year	Public
MISSOURI WESTERN STATE UNIV	8	MO	4-year	Public
ROCKHURST UNIVERSITY	9	MO	4-year	Private
JOHNSON COUNTY COMMUNITY COLLEGE	10	KS	2-year	Public
NORTHWEST MISSOURI STATE UNIVERSITY	11	MO	4-year	Public
MISSOURI STATE UNIVERSITY	12	MO	4-year	Public
PARK UNIVERSITY	13	MO	4-year	Private
LANGSTON UNIVERSITY	14	OK	4-year	Public
DONNELLY COLLEGE	15	KS	4-year	Private
KANSAS CHRISTIAN COLLEGE	16	KS	4-year	Private
KANSAS STATE UNIVERSITY	17	KS	4-year	Public
KANSAS CITY KANSAS COMMUNITY COLLEGE	18	KS	2-year	Public
HARRIS-STOWE STATE UNIVERSITY	19	MO	4-year	Public
KANSAS CITY ART INSTITUTE	20	MO	4-year	Private
WICHITA STATE UNIVERSITY	21	KS	4-year	Public
TRUMAN STATE UNIVERSITY	22	MO	4-year	Public
WILLIAM JEWELL COLLEGE	23	MO	4-year	Private
GRACELAND UNIVERSITY	24	IA	4-year	Private
MISSOURI UNIVERSITY OF SCIENCE AND TECHNOLOGY	25	MO	4-year	Public

**StudentTracker Demographics Report**  
Enrollment Any Time During the First Year After High School by Disability  
Effective as of : November 20, 2023

**StudentTracker Demographics Report**  
Enrollment Any Time During the First Two Years After High School by English Language Learner  
Effective as of : November 20, 2023

KANSAS CITY SCHOOL

Report Run Date: 02/16/2024

Page 21 of 45

KANSAS CITY SCHOOL DISTRICT 33

Report Run Date: 02/16/2024 01:35 PM

Page 43 of 45

NATIONAL STUDENT CLEARINGHOUSE®

©2012 National Student Clearinghouse. All rights reserved.



# MSIP 6 Breakdown: Advanced Credit

## Advanced Credit and Credential Matrix

Student Weight	AP <sup>®</sup>	IB <sup>®</sup>	PLTW <sup>®</sup>	IRC	Stackable Credentials	Dual Credit or Dual Enrollment
0	Earn < B	Earn < B	Earn an achievement level of "Novice" or "Practiced"	Score < proficient	No record of attainment of stackable credential or earned only one	Earn < B
1	Earn "B" or greater in department-approved AP <sup>®</sup> course	Earn "B" or greater in department-approved IB <sup>®</sup> course	Earn an achievement level of "Distinguished" or "Accomplished" on approved PLTW <sup>®</sup>	Earn an IRC	Earned two stackable credentials	Earn "B" or greater in department-approved dual credit course or dual enrollment course
1.25	Exam score of $\geq 3$	Exam score of $\geq 4$	N/A	N/A	N/A	




Table 60

Note: For calculation of earning a "B", remove any '+' or '-' associated with the grade and use the scale below. The divisor is contingent on the course time units (i.e., semester use a divisor of two, quarters use a divisor of four, etc.)

# Curriculum and Instruction

- Vertical alignment and Backward Design
- Direct Accounts in ACT, College Board, and all CCR Assessments
- Market Value Assets, Dual Credit, Dual Enrollment



# Removing Barriers & Challenges

**Algebra I Labs (9th graders)**

**Comprehensive Literacy Labs  
(9th & 10th graders)**

**School Day  
Assessments**

**Communication  
Beyond High  
School**

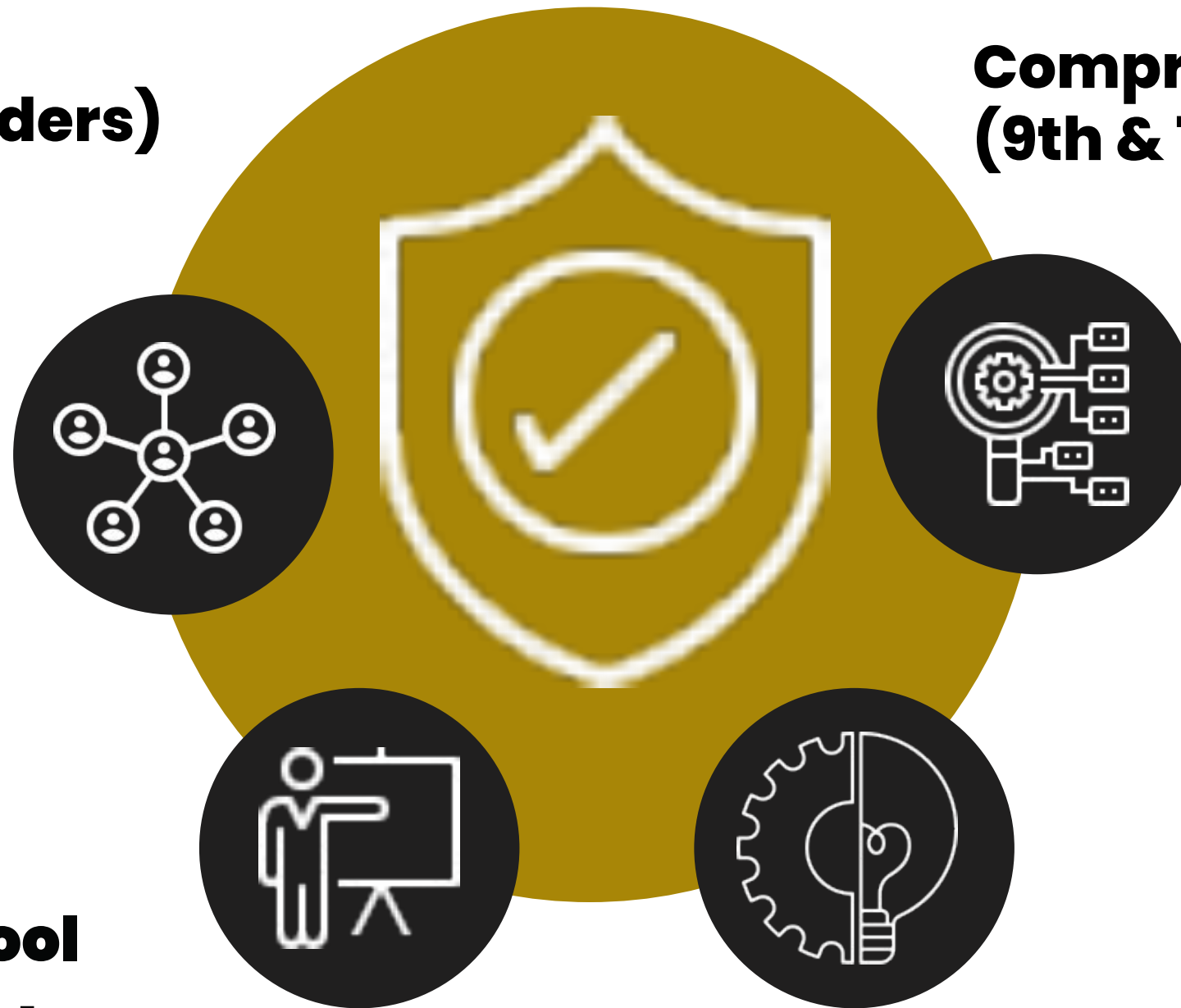
**Individualized  
Planning**

**Collaboration  
Across the  
District**

**Special School  
District is not a  
separate entity**

**Clarity Across  
Roles and  
Responsibilities**

**Access to ALL**



# Removing Barriers & Challenges

**College and Career  
Readiness Reports**

**Superscores - MSIP6  
Monitoring**

**Planned Educational Majors  
and College Plans**

**Literacy Data**

**Selection for Advanced  
Course**

**Collaboration  
Across the District**

**Audit Accommodation  
requests**

**Curriculum Alignment**



The image features a white background with a faint, light gray city skyline at the bottom. On the left side, there are several overlapping geometric shapes: a large yellow arrow pointing right, a black arrow pointing right, a gray arrow pointing right, and a black arrow pointing right. There are also several smaller triangles and a striped triangle in various colors (yellow, black, gray). The word "Questions?" is written in a large, bold, black sans-serif font in the center-right of the image.

**Questions?**



# Thank You

**Kimberly Merrill, [kimerrill@ucityschools.org](mailto:kimerrill@ucityschools.org), 314-290-4093**



**Joyce Nguyen Hernandez, [jhernand@kcpublicschools.org](mailto:jhernand@kcpublicschools.org), 816-418-7782**